

# Going global with bonds: The benefits of a more global fixed income allocation

Oliver Harvey and Giulio Renzi-Ricci

- An allocation to global bond markets gives investors exposure to a greater number of securities, markets and economic and inflation environments than they would have with a portfolio composed purely of local market fixed income. In theory, this diversification can help reduce a portfolio's volatility without necessarily decreasing its total return.
- We tested the empirical reality across five markets: the United States, Canada, the United Kingdom, the euro area and Australia. In each market, reality confirms theory – but with a critical qualifier: The key to realising the diversification potential of global bonds is to hedge the currency exposure back to the investor's local currency.
- Although the benefits of global bond diversification are clear, the optimal strategic allocation depends on investor-specific factors such as the desire to mitigate risk, the cost of implementation and liability management objectives. We explore how these factors influence the size of an investment in hedged global bonds.

*Acknowledgements:* The authors thank Todd Schlanger, David Walker and Daren Roberts for their contributions to a prior Vanguard research paper on global bond investing. This paper is a revised version of the research published in 2018.

**For professional investors only (as defined under the MiFID II Directive) investing for their own account (including management companies (fund of funds) and professional clients investing on behalf of their discretionary clients). Not to be distributed to the public.**

When investors allocate more of their portfolio to global bonds<sup>1</sup>, they gain exposure to a greater number of securities, inflation and economic environments and cycles from a wider range of markets beyond their borders. Relative to an allocation comprising purely local market fixed income<sup>2</sup>, some of these risk factors might, at first glance, seem to add risk. After all, there can often be a feeling of comfort and safety when investing in the familiar. However, investors should keep in mind that to the extent that the events affecting bonds of other markets are different from those affecting bonds in their own local market, a global bond allocation can reduce a fixed income portfolio's risk without necessarily decreasing its expected return<sup>3</sup>.

In other words, even though the bonds of any one issuer or market may be more volatile when compared with bonds in a local market, an investment that includes the bonds of all markets and issuers would theoretically benefit from the greater number of issues, securities and markets, and their imperfect correlations through time. Therefore, considering the interactions between assets in a portfolio setting, rather than focusing on each asset in isolation, reveals their true diversification potential. For example, if one subset of the global bond market "zigs" when another "zags," the end result for a portfolio that includes both subsets can be a smoothing out of the combined returns over time.

We illustrate this concept in **Figure 1**, where we show that since the turn of the century a global fixed income portfolio has had lower volatility than the local bond markets included in our analysis – provided that the currency risk is hedged. Because the currency translation of price changes and interest payments can add significant volatility, hedging these fluctuations is critical to preserving the risk and return attributes of global bonds and capturing the diversification benefits.

In this paper, we look at the benefits of allocating more of an investor's portfolio to hedged global bonds in the United States, Canada, the United Kingdom, the euro area and Australia. Similar points can be made for an even greater number of markets. We start by putting the current global investment-grade fixed income landscape into perspective and considering the diversification benefits that can be achieved from reducing market-specific risk factors. We then discuss the importance of hedging the currency risk from both a risk and a return perspective. Finally, we explore factors that can influence sizing a hedged global bond allocation, such as relevant home bias considerations and the potential for reducing volatility.

### Notes on risk:

All investing is subject to risk, including possible loss of principal. Past performance does not guarantee future results. When interest rates rise, the price of a bond or bond fund will decline. Bonds are subject to credit risk and inflation risk. Credit risk is the risk that a bond issuer will fail to make timely payments of interest and principal. Inflation risk is the possibility that increases in the cost of living will decrease or eliminate the returns of an investment. Because high-yield bonds are considered speculative, investors should be prepared to assume a substantially greater level of credit risk than with other types of bonds. There is no guarantee that any particular asset allocation or mix of funds will meet your investment objectives or provide you with a given level of income. The performance of an index is not an exact representation of any particular investment, as you cannot invest directly in an index.

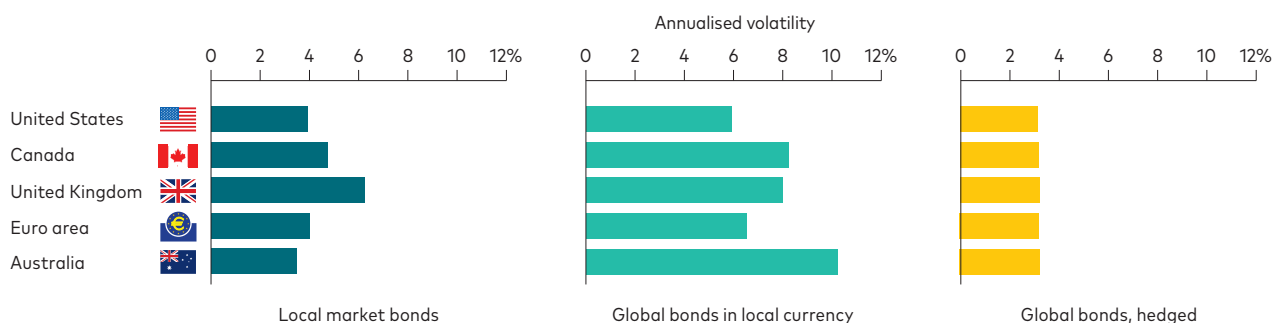
US government backing of Treasury or agency securities applies only to the underlying securities and does not prevent share-price fluctuations. Unlike stocks and bonds, US Treasury bills are guaranteed as to the timely payment of principal and interest. Although the income from the US Treasury obligations held in a fund is subject to federal income tax, some or all of that income may be exempt from state and local taxes. In a diversified portfolio, gains from some investments may help offset losses from others. However, diversification does not ensure a profit or protect against a loss in a declining market.

<sup>1</sup> Throughout this paper, we define *global bonds* as the global investment-grade fixed income universe represented by the Bloomberg Global Aggregate Index.

<sup>2</sup> *Local market bonds* are defined as fixed income securities within the global bond universe issued in one of the currencies associated with the five markets included in our analysis: United States (US dollar), Canada (Canadian dollar), United Kingdom (British pound), euro area (euro), and Australia (Australian dollar).

<sup>3</sup> Or, put in more technical terms: Expanding one's investment opportunity set can result in an upward shift to the forward-looking efficient frontier, allowing one to achieve better risk-adjusted return outcomes.

**FIGURE 1.**  
**Hedged global bonds tend to have lower volatility than local market bonds**



**Notes:** Data are monthly returns from 1 January 2000 to 31 March 2023. Local market bonds are represented by the Bloomberg U.S. Aggregate Index in USD for the United States, Citigroup Canadian WGBI in CAD to 31 August 2002, with the Bloomberg Canada Aggregate Index in CAD thereafter for Canada, Bloomberg Sterling Aggregate Index in GBP for the United Kingdom, Bloomberg Euro Aggregate Index in EUR for the euro area and Bloomberg Ausbond Composite 0+ Year Index in AUD for Australia. Global bonds in local currency unhedged are represented by the Bloomberg Global Aggregate Index unhedged in each of the respective local currencies. Global bonds in local currency hedged are represented by the Bloomberg Global Aggregate Index hedged in each of the respective local currencies.

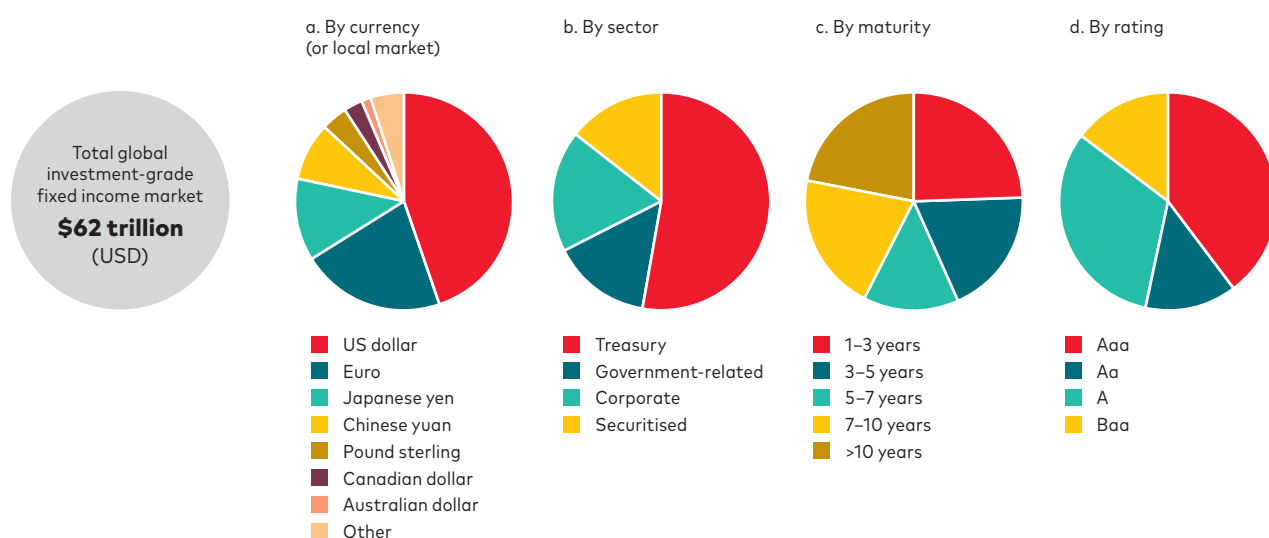
**Sources:** Bloomberg and Citigroup.

**The global fixed income landscape**

**Figure 2** presents the market capitalisation of the global investment-grade fixed income market broken down by the following components: currency (a proxy for the size of a country's bond market), sector, maturity and quality. Figure 2a shows that, regardless of which local market investors call their own, excluding bonds denominated in additional currencies will result in forgoing a significant portion

of the global opportunity set. Including bonds denominated in additional currencies, on the other hand, provides for a more diverse array of bonds and risk factors that together can help to mitigate portfolio risk compared with a more concentrated single-market investment. The breakdown by sector, maturity and quality depicted in Figures 2b, 2c and 2d further illustrates the diversified nature of the global bond market.

**FIGURE 2.**  
**Market capitalisation of the global investment-grade fixed income market, by component**



**Notes:** Data are for the Bloomberg Global Aggregate Bond Index as at 31 March 2023.

**Source:** Bloomberg.

## The diversification potential of global bonds

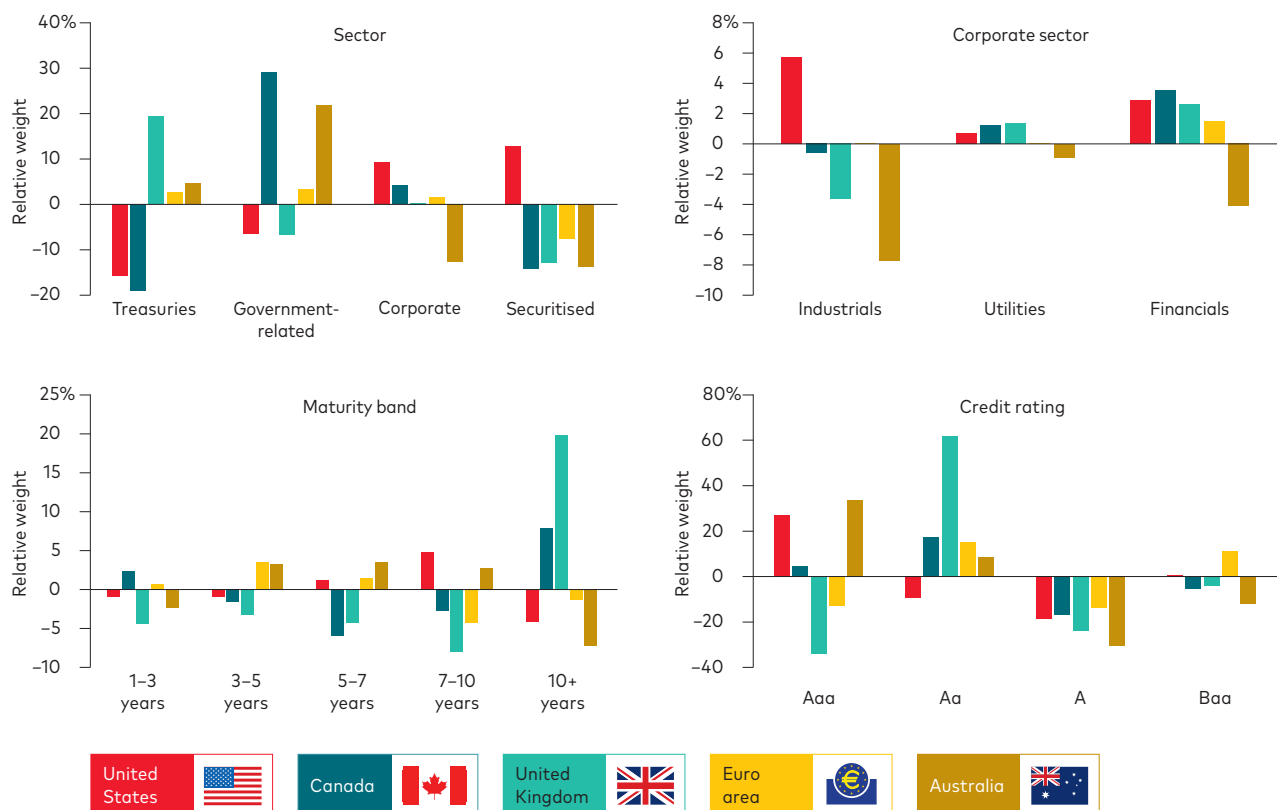
### Reducing local-market-specific risk factors

Using the global fixed income landscape previously shown as a reference point, **Figure 3** displays how each local market included in our analysis compares with the global bond markets in aggregate. In many cases, the differences can be substantial, representing local-market-specific risk factors that can affect a bond portfolio's performance over time. For example, a decision to overweight the US bond market is, in effect, a choice to invest less in government bonds and more in corporate and securitised debt. By a similar token, the Canadian bond market is underweight central government

bonds and significantly overweight government-related "provincial" bonds. Other overweights and underweights can be found for each local market by corporate sector, maturity and credit quality.

The important point is that investors should be aware of and consider the impact of these risk factor differences in the context of their portfolio. An investment that, considered in isolation, appears to add risk can actually provide diversification through its interactions with other investments. A global fixed income allocation maximises diversification across all markets and issuers. It also reduces the likelihood of the portfolio being positioned in ways that could alter its risk and return profile.

**FIGURE 3.**  
**Local-market-specific risk factors relative to the global bond market**



**Notes:** Data are for the Bloomberg Global Aggregate Bond Index as at 31 March 2023.

**Source:** Bloomberg.

## Additional drivers of global fixed income diversification

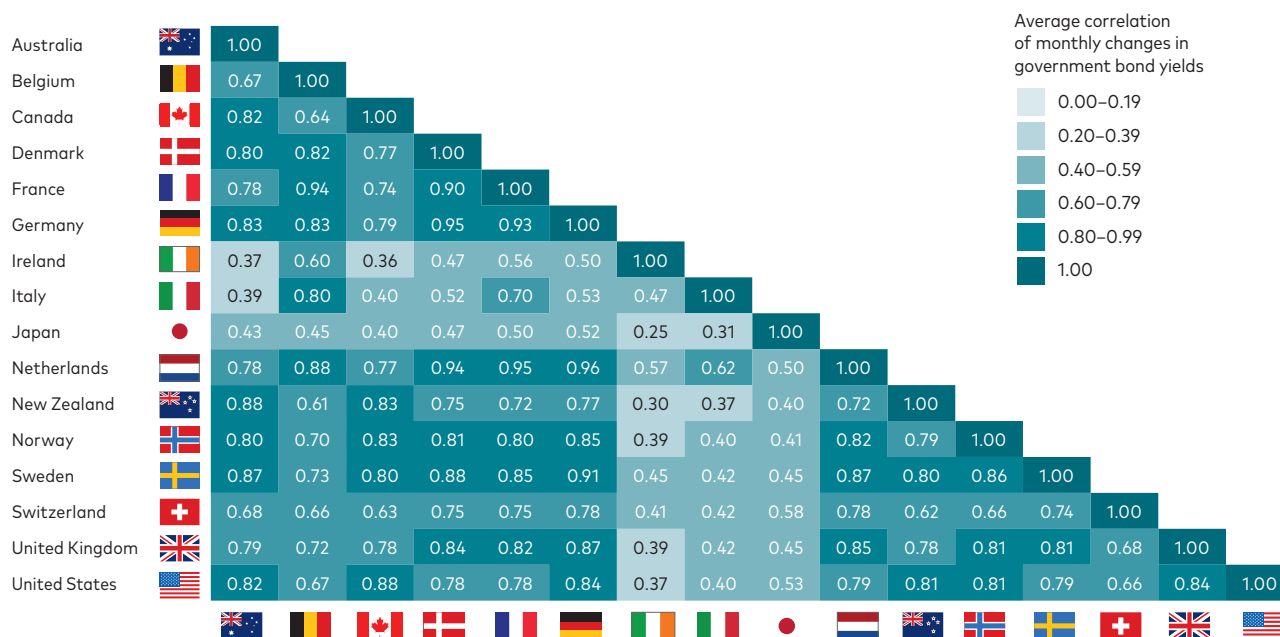
Beyond the diversification benefits of reducing exposure to a local bond market's unique sector, quality and maturity profile, an allocation to global bonds provides exposure to additional inflation risk factors, economic environments and market cycles. Depending on the market and sector involved, credit risk premiums can also cause variability in bond returns, and if these drivers of returns are sufficiently different across markets, exposure to global bonds can potentially offer significant long-term diversification benefits.

As **Figure 4** illustrates, various local market risk factors (such as interest rates, inflation and yield

curves) have resulted in imperfect correlations of government bond yields across markets since 2000, suggesting a diversification benefit to increasing the number of global markets in a fixed income allocation. For example, interest rates may be rising in one market and stable or falling in another, the net effect of which can be a dilution of or canceling out of interest rate movements, leading to a more stable return profile.

For this reason, a global bond portfolio is typically less sensitive to changes in local interest rates than the weighted-average durations of its individual bonds, which come from a wide range of different fixed income markets, would indicate.

**FIGURE 4.**  
**The interest rate diversification of a more global bond allocation**



**Notes:** Data are from 1 January 2000 to 31 January 2023. The grid displays the correlation between monthly changes in the 10-year government bond yields for a selection of countries. Shading is applied according to the magnitude of the correlation, as noted in the legend.

**Sources:** OECD, retrieved from Federal Reserve Bank of St. Louis (FRED).

In **Figure 5**, we examine the long-term correlations of each of our five local bond markets to global bonds (both hedged and unhedged) and find moderate correlations, suggesting that the relationships discussed previously apply at the aggregate level. Just as was the case with volatility, however, the degree of correlation was affected by whether or not the currency risk of global bonds was hedged. Interestingly, leaving the currency risk of global bonds intact resulted in even lower correlations. As we will discuss in the next section, however, the cost of these lower correlations has been significantly higher volatility, which can change the portfolio's risk and return profile.

### The importance of hedging global bonds' currency risk

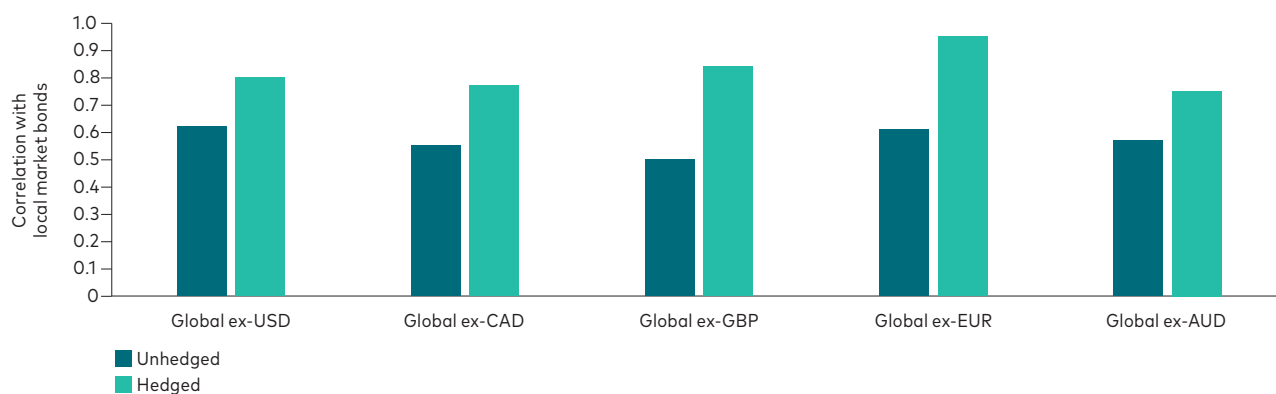
Unlike investing in bonds from an investor's own market, investing in global bonds results in exposure to two return streams, one from the underlying bonds and one from the accompanying currency translated back into the investor's currency. For example, if a UK investor were to purchase a US Treasury bond denominated in US dollars, both the interest payments and the principal repayment would need to be converted from US dollars to British pounds, resulting in an additional return.

### Potential impact to total returns through time

Although currency movements tend to be driven by fundamental factors over long horizons, it is well documented that currencies can and do deviate from their fair value in the short term to intermediate term. These deviations bring about returns that are negatively correlated with the movement of the underlying exchange rate, and, as **Figure 6** shows, they add significant return volatility to global bonds relative to what could be achieved through the same investment hedged back to the investor's local currency. Thus, hedging the currency of global bonds back into the investor's own currency results in a return stream that is more typical of a high-quality investment-grade bond portfolio.

With local market bonds, there is a well-understood relationship between a portfolio's starting yield and realised return. For hedged global bonds, however, the relationship between the yield and realised return is far more complicated, thanks to the associated currency returns. This is because the process of hedging currency involves using forward contracts that effectively lock in a set exchange rate today based largely on differences in the prevailing interest rates that bring about a forward premium (or discount) to the spot exchange rate. For example, consider a euro area investor who wants to purchase an Australian bond and hedge this exposure back to the euro. The investor would

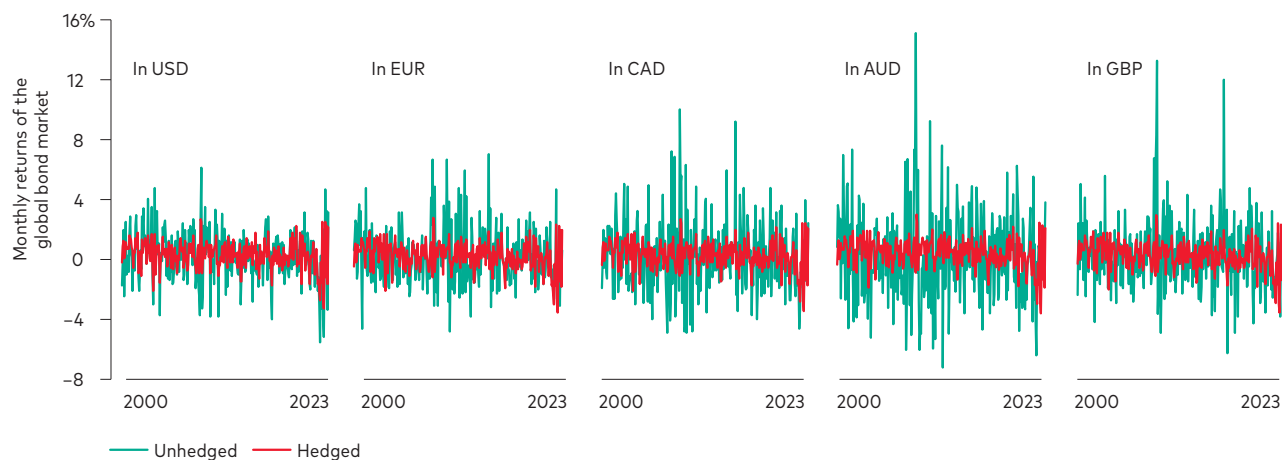
**FIGURE 5.**  
The moderate correlations between local and global bonds suggest diversification benefits



**Notes:** Data are monthly returns from 1 January 2000 to 31 March 2023. Correlations are between returns on local market bonds and global bonds excluding issuances in the local market currency. Local market bonds are represented by the Bloomberg U.S. Aggregate Index in USD, Citigroup Canadian WGBI in CAD to 31 August 2002, with the Bloomberg Canada Aggregate Index in CAD thereafter, Bloomberg Sterling Aggregate Index in GBP, Bloomberg Euro Aggregate Index in EUR and Bloomberg Ausbond Composite 0+ Year Index in AUD. In the corresponding hedge status, Global ex-home currency bonds are represented by the Bloomberg Global Aggregate ex-USD in USD, Citigroup WGBI ex-CAD in CAD until 31 July 2000, with Bloomberg Global Aggregate ex-CAD in CAD thereafter, Bloomberg Global Aggregate ex-GBP in GBP, Bloomberg Global Aggregate ex-EUR in EUR and Citigroup WGBI ex-AUD in AUD until 31 December 2001, with Bloomberg Global Aggregate ex-AUD in AUD thereafter.

**Sources:** Bloomberg and Citigroup

**FIGURE 6.**  
**Currency can significantly affect global bond returns through time**



**Notes:** Data are monthly returns from 31 January 2000 to 31 March 2023. Global bonds in local currency unhedged are represented by the Bloomberg Global Aggregate Index unhedged in each of the respective currencies. Global bonds in local currency hedged are represented by the Bloomberg Global Aggregate Index hedged in each of the respective currencies.

**Source:** Bloomberg.

convert her euros to Australian dollars at the spot rate and purchase the bond. To hedge her Australian dollar exposure, the investor would enter into a forward contract to lock in a forward exchange rate. Often, the forward contract will not be equal to the spot rate, resulting in a forward premium or discount that represents an additional currency return that, combined with the return from the underlying bonds, will make up the investor's total return (Thomas and Bosse, 2014).

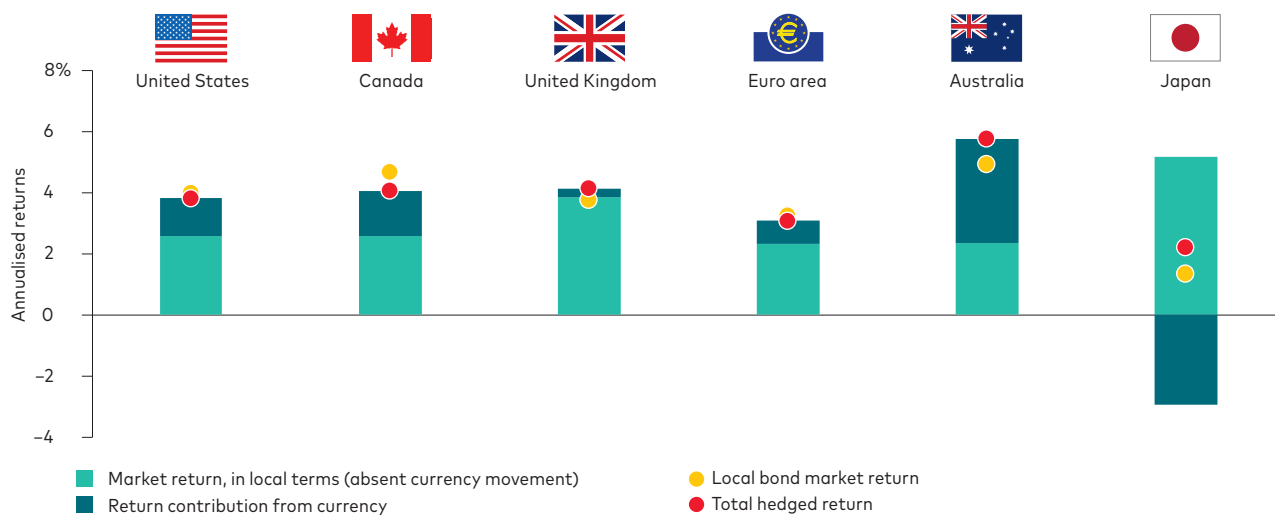
In practice, currency hedging is implemented over relatively short horizons of between one and three months. The end result of the global bond and currency returns is a total-return profile that is similar to what an investor would achieve in her local bond market, as shown in **Figure 7**<sup>4</sup>. Historically, these currency returns have been positive in all markets included in our analysis: the United States, Canada, the United Kingdom, the euro area and Australia. For illustrative purposes, and to make the point that the currency return will not always be positive, we also include Japan, an economy that has experienced slower economic growth and lower inflation through time.

In today's environment, Japan has lower interest rates than the United States, Canada, the euro area and the United Kingdom, which are experiencing tighter monetary policy as their respective central banks attempt to combat elevated inflation. Because of these differences in interest rates, a US, Canadian, euro area or UK investor who bought a Japanese government bond, for example, would have a higher expected total return than a Japanese investor who bought the same bond. The same dynamic also applies during periods of negative interest rates. As an extreme example of this effect, consider the euro area between 2016 and 2017, when the area was experiencing negative interest rates. During the year ending 30 June 2017, short-term euro area bonds had negative yields every month<sup>5</sup>. A euro area investor would have earned a total return of -0.07% over that period, while a US investor holding the same portfolio hedged back to the US dollar would have realised a total return of 1.63%. As theory would dictate, the difference between the two investors' total returns was roughly the size of the differential between the discount rates of the US Federal Reserve and the European Central Bank at the time.

<sup>4</sup> Two models of currency value involve price level and interest rate differences between countries. Purchasing power parity (PPP) states that identical goods sold in different countries must sell at the same price when translated into the same base currency. If PPP holds at the local market level, real returns will be the same across countries, as exchange-rate movements and inflation differentials will offset each other. Interest rate parity (IRP) is based on the idea that the interest rate differential between local and global markets will determine the change in the exchange rate, so that the realised rate of return on a risk-free government bond is the same in any market.

<sup>5</sup> Defined by the Bloomberg 1-3 Year Pan Euro-Aggregate Index.

**FIGURE 7.**  
**Returns from currency have tended to equalise long-term returns**



**Notes:** Data are monthly returns from 1 January 2000 to 31 March 2023. Return contribution of hedging is computed as the difference between the return on hedged and unhedged global ex-home currency bonds. Local market bonds are represented by the Bloomberg U.S. Aggregate Index in USD for the United States, Citigroup Canadian WGBI in CAD to 31 August 2002, with the Bloomberg Canada Aggregate Index in CAD thereafter for Canada, Bloomberg Sterling Aggregate Index in GBP for the United Kingdom, Bloomberg Euro Aggregate Index in EUR for Euro area and Bloomberg Ausbond Composite 0+ Year Index in AUD for Australia, Citigroup Japanese WGBI in JPY to 30 June 2000, with the Bloomberg Japanese Aggregate Index in JPY thereafter for Japan. In the corresponding hedge status, Global ex-home currency bonds in the respective hedge status are represented by the Bloomberg Global Aggregate ex-USD in USD for the United States, Citigroup WGBI ex-CAD in CAD until 31 July 2000, with Bloomberg Global Aggregate ex-CAD in CAD thereafter for Canada, Bloomberg Global Aggregate ex-GBP in GBP for the United Kingdom, Bloomberg Global Aggregate ex-EUR in EUR for the Euro area, Citigroup WGBI ex-AUD until 31 December 2001, with Bloomberg Global Aggregate ex-AUD in AUD thereafter for Australia, Citigroup WGBI ex-JPY until 31 October 2000 with Bloomberg Global Aggregate ex-JPY in JPY thereafter for Japan.

**Sources:** Bloomberg and Citigroup.

The final point worth clarifying when it comes to currency returns from global bonds is that over the long term, the currency returns from hedged and unhedged bonds would likely be similar, thanks to uncovered interest rate parity. This parity condition holds that interest rate differentials between markets will determine changes in exchange rates, so that the realised rate of return on a risk-free government bond is the same. The currency returns from hedged and unhedged global bonds will differ slightly in the long term based on unexpected developments in interest rates and associated currency movements. In the shorter term, however, big gaps between the theory and the reality of uncovered interest rate parity create significant volatility, as we will discuss next.

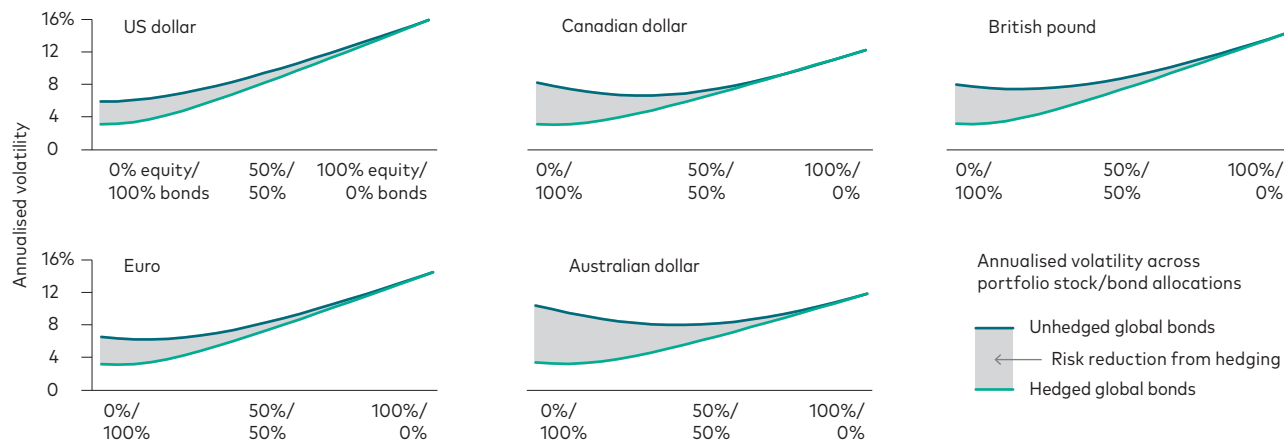
### Currency risk adds portfolio volatility over time

Just as currency risk can overwhelm the return profile of global bonds, it can also significantly increase volatility – even within a balanced portfolio. **Figure 8** shows the historical annualised volatility for a range of global balanced portfolios of varying asset allocations. The portfolios are invested according to the stated asset allocation in a combination of unhedged global equity and either unhedged or hedged global bonds. We found that regardless of equity/bond asset allocation mix, local market or currency, hedged global bonds provided risk-reduction benefits relative to leaving the currency risk unhedged<sup>6</sup>. The benefits were more pronounced for portfolios with higher fixed income allocations, because of the more comparable volatilities of global equities and currency through time (LaBarge et al., 2014, and Roberts et al., 2018).

<sup>6</sup> If we allow the currency exposure of a balanced portfolio to vary independently of the allocation to global bonds (in other words, if we treat currency as a separate asset class), it is possible that some allocation to currency will provide risk-reduction benefits, depending on the specific stock/bond asset allocation of the portfolio. In this analysis, we focus on global bonds, treating the hedging decision as binary (not allowing partial hedging); thus, the topic of ideal currency exposure is beyond the scope of this paper.



**FIGURE 8.**  
**Hedging the currency of global bonds reduces volatility**



**Notes:** Data are monthly returns from 1 January 2000 to 31 March 2023. Portfolios consist of an allocation to global equity and the remainder in global bonds. Global equity is represented by the MSCI All Country World Index, unhedged, in the corresponding currency. Global bonds in local currency unhedged are represented by the Bloomberg Global Aggregate Index unhedged in each of the respective currencies. Global bonds in local currency hedged are represented by the Bloomberg Global Aggregate Index hedged in each of the respective currencies.

**Source:** Bloomberg.

From a risk-minimisation perspective, then, hedged global bonds are superior to unhedged global bonds. The return per unit of risk trade-off of currency is also unfavourable, considering that the long-run expected return from currency is approximately zero and that it adds significant volatility. For example, over our analysis period, the risk-adjusted returns of hedged global bonds were, on average, 2.9 times greater than those of unhedged global bonds. However, we cannot simply ignore the possibility that long-term currency returns could be high enough to justify the additional volatility that would come from leaving the bonds unhedged, especially for investors who hold a forward-looking view of how their currency will rise or fall through time.

In this case, it is important to consider that some currency return is already captured through the currency-hedging process discussed previously and shown in Figure 7. Therefore, what we are really considering is long-term unexpected depreciation from an investor's local currency relative to a basket of global currencies. The question then becomes, how much unexpected return would be required to justify leaving the currency unhedged? The short answer is that it would require aggressive currency return assumptions. The box on page 10 provides more information.

## How much unexpected depreciation would it take to justify leaving the currency unhedged?

We looked at the data since the turn of the century and calculated how much unexpected currency return would have been required to compensate<sup>7</sup> for the additional volatility incurred from leaving the currency risk of global bonds unhedged in three asset allocations: 100% global bonds, 30% global equities/70% global bonds and 60% global equities/40% global bonds. The results of these calculations are represented by the dark blue bars in **Figure 9**. We also calculated the actual currency returns from leaving currency risk unhedged over the same period (light blue bars in the figure).

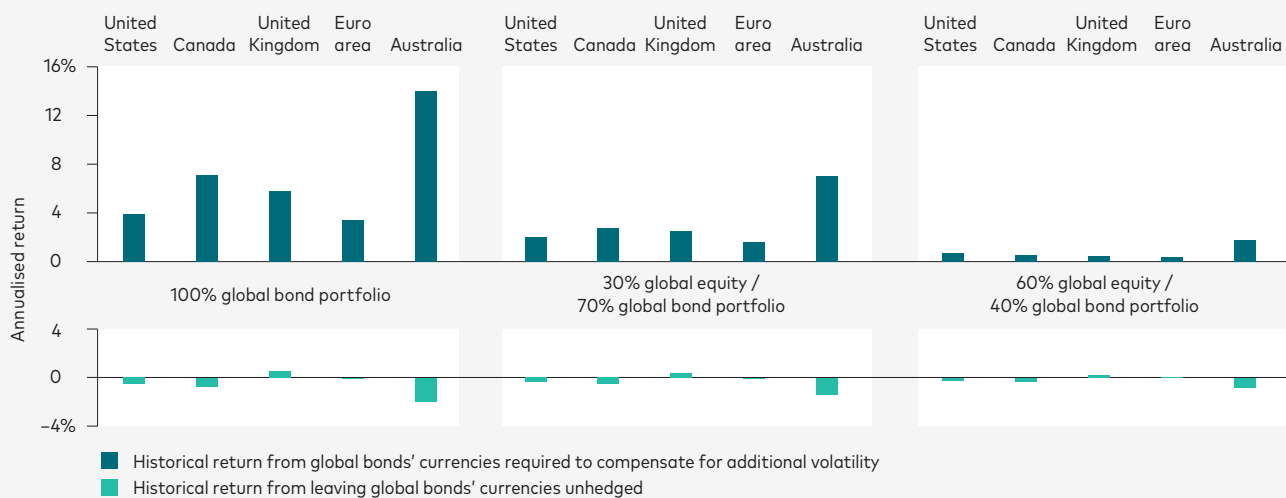
Notably, across all markets and asset allocations, the unexpected depreciation required to justify leaving the currency unhedged were positive and substantial.

Even for the 60/40 balanced portfolios, the necessary excess return on unhedged bonds was between 0.4 and 1.8% annualised, depending on the currency.

Equally striking was that the excess currency returns from leaving the currency unhedged were smaller in magnitude than those required to compensate for the additional volatility – and they were more often negative than positive. In other words, significant positive returns were required to justify the additional volatility, and on average smaller and negative currency returns were realised. And because some currency return is already captured through the hedging process, those returns would need to be derived from unexpected currency movements.

**FIGURE 9.**

**To justify the additional volatility, unexpected currency returns would need to be substantial**



**Notes:** Data are monthly returns from 1 January 2000 to 31 March 2023. Portfolios consist of an allocation to global equity and the remainder in global bonds in local currency. The 'historical return from global bonds' currencies required to compensate for additional volatility' is the annualised excess return which would be required on the portfolio with global bonds left unhedged, to equal the risk-adjusted return of the portfolio with global bonds hedged. The 'historical return from leaving global bonds' currencies unhedged' is the actual annualised excess return from leaving global bonds unhedged. Global equities are represented by the MSCI All Country World Index, unhedged, in the corresponding currency. Global bonds in local currency unhedged are represented by the Bloomberg Global Aggregate Index unhedged in each of the respective currencies. Global bonds in local currency hedged are represented by the Bloomberg Global Aggregate Index hedged in each of the respective currencies.

**Source:** Bloomberg.

<sup>7</sup> By *compensate*, we mean for the hedged and unhedged portfolios to have the same ratio of return per unit of risk.

## The relationship between currency hedging and downside protection

As we have discussed, hedging currency is critical to maintaining the risk and return properties of global bonds while allowing them to play the traditional diversification and risk-reduction role that has been the hallmark of high-quality investment-grade bonds. This role is especially important when equities are falling in periods of market stress. In **Figure 10**, we examine the performance of unhedged global bonds, hedged global bonds and local market bonds in the bottom quartile

(the worst-performing 25%) of monthly returns for the global equity market. We find that hedged global bonds provided more consistent returns and in many cases better levels of counterbalancing than local bond markets. Unhedged global bonds, on the other hand, had a much wider range of returns and in the majority of cases did not provide similar levels of diversification. Thus, hedging away the currency risk is necessary if global bonds are to provide the maximum level of diversification and fill the traditional role of high-quality bonds in a balanced portfolio.

**FIGURE 10.**  
Hedged global bonds have provided more consistent downside protection



**Notes:** Data are monthly returns from 1 January 2000 to 31 March 2023. For each panel the worst quartile of months for equity performance is computed separately in local currency terms, consequently different months can be in the worst quartile across different panels. Global equities are represented by the MSCI All Country World Index, unhedged, in the corresponding currency. Local market bonds are represented by the Bloomberg U.S. Aggregate Index in USD for the United States, Citigroup Canadian WGBI in CAD to 31 August 2002, with the Bloomberg Canada Aggregate Index in CAD thereafter for Canada, Bloomberg Sterling Aggregate Index in GBP for the United Kingdom, Bloomberg Euro Aggregate Index in EUR for the Euro area, and Bloomberg Ausbond Composite 0+ Year Index in AUD for Australia. Global bonds in local currency unhedged are represented by the Bloomberg Global Aggregate Index unhedged in each of the respective currencies. Global bonds in local currency hedged are represented by the Bloomberg Global Aggregate Index hedged in each of the respective currencies.

**Sources:** Bloomberg and Citigroup.

## The costs of hedging global currencies

Given the importance of hedging global bonds' currency and the inverse relationship between costs and net returns, an additional consideration for a hedged global fixed income investment is any additional costs brought about through the hedging. **Figure 11** shows the historical annualised bid-ask spread on one-month currency forward contracts to the US dollar for five currencies that, along with the US dollar, currently make up just over 85% of the global investment-grade bond market captured by the Bloomberg Global Aggregate Index.

These bid-ask spreads can be considered a reasonable approximation of the monthly trading costs needed to run a currency-hedging program, although they may differ slightly by each local market<sup>8</sup>. Generally speaking, and notwithstanding the spike during the global financial crisis of 2008–2009, currency-hedging costs have declined through time on a weighted-average hedging cost basis – this is particularly true when one compares the cost of hedging today with that in the 1990s. This suggests that investors might expect minimal drag on their net returns relative to the significant diversification benefits that can be achieved through a more global fixed income investment.

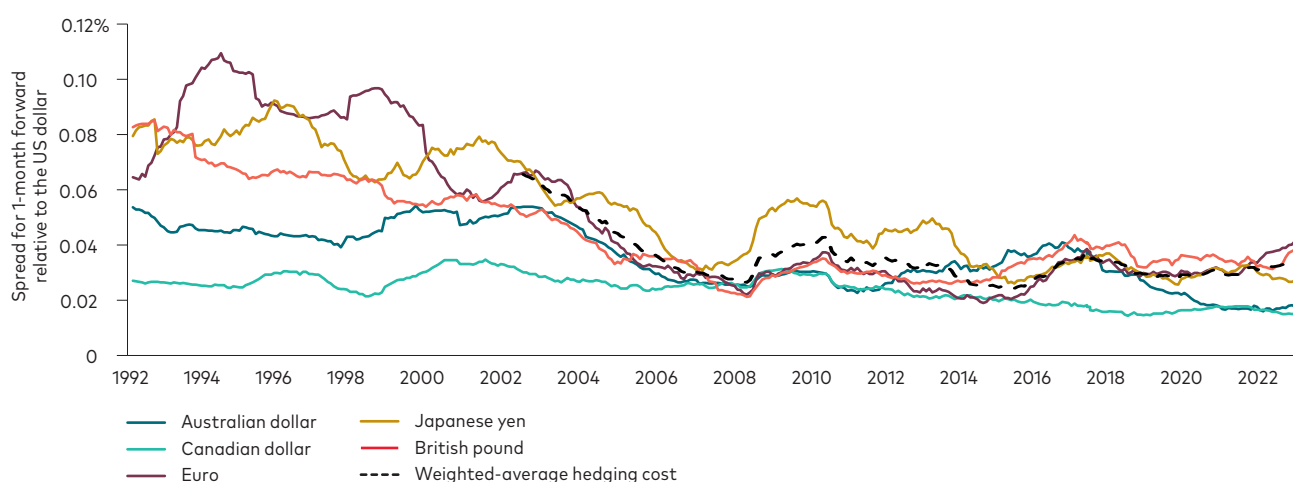
## Sizing a hedged global bond investment

### Factors affecting an investor's level of global diversification

Many investors may opt to maintain exposure to their local bond markets while adding diversification through an allocation to hedged global bonds. The question often centers on how large of an allocation to make. There is an argument to be made for a fully market-proportional global fixed income allocation because it provides the broadest diversification and is reflective of the forward-looking efficient frontier derived by market participants. Practically speaking, however, most investors settle on an allocation that is less than fully market-proportional.

Although there is no "right-size" allocation, **Figure 12** outlines factors that would lead an investor to a larger or smaller allocation. Starting with risk-based factors, investors should weigh their desire to mitigate market-specific risk factors and reduce portfolio concentration against any desire to maintain an overweight allocation to local bonds. The potential for volatility reduction from a more global allocation also tends to increase at a decreasing rate, as we will discuss next,

**FIGURE 11.**  
**The cost of hedging currency risk has declined over time**



**Notes:** Data are monthly from 1 January 1990 to 31 March 2023. The spread for one-month forward contracts relative to the US dollar is shown for various currencies. The spread is calculated as one-half the difference between monthly closing bid and ask forward quotes, as a percentage of the midpoint forward rate, an average of this spread is taken over a backward-looking two-year period to reduce short-term noise. The weighted average is based on the historical market cap weight of bond issues in each currency within the Bloomberg Global Aggregate, for which data was available from 30 September 2000 onwards.

**Sources:** Thomson Reuters Datastream and Factset.

<sup>8</sup> We feel these bid-ask spreads from a US dollar investor's perspective are a reasonable illustration for all markets included in our analysis, as non-US dollar currencies are often first hedged to the US dollar, then to their local currency.

FIGURE 12.

**Factors influencing the size of an investor's global bond allocation**

	Smaller allocation	Larger allocation
<b>Risk-based factors</b>		
Desire to mitigate local-market-specific risk factors	Low	High
Concentration of local market by sector or issuer	Diversified	Concentrated
Potential for volatility reduction	Low	High
<b>Total cost of implementation</b>		
Access to low-cost hedged investment vehicles	Low	High
Local transaction costs	Low	High
Local investment taxes	Advantages	Disadvantages
Local market liquidity	High	Low
<b>Other investor-specific factors</b>		
Liability management objectives	Significant	Limited
Regulatory limitation	Significant	Limited

Source: Vanguard.

making the diversification benefits from a more global allocation higher for smaller allocations. Beyond these risk-based factors, the total cost of implementation, including access to low-cost hedged investment vehicles, local transaction costs, taxes and market liquidity should also be considered. Finally, liability management objectives (such as duration-matching pension liabilities with fixed income securities) that are more suited to local bonds and regulatory limitations on cross-border investment that tend to be specific to the market and investor should be carefully examined (Bosse, 2015).

**Volatility reduction from adding hedged global bonds**

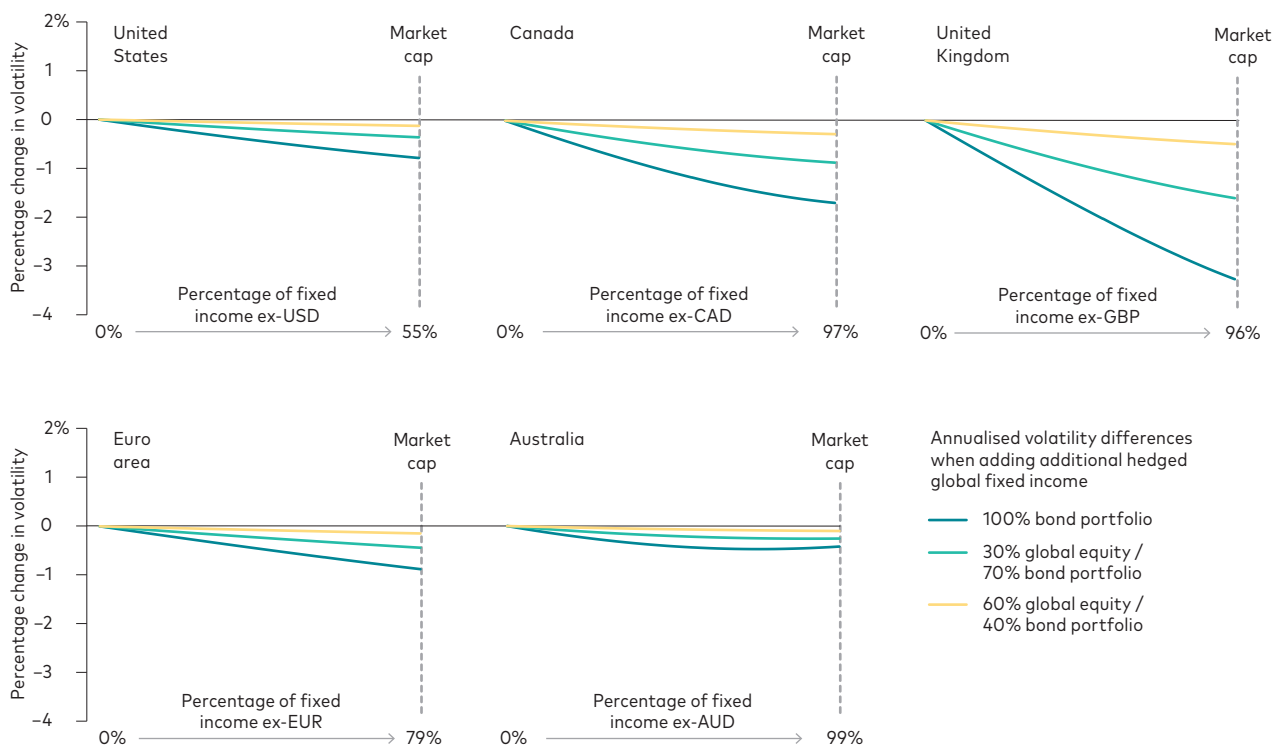
Figure 13 examines the historical volatility reduction from adding incremental amounts of hedged global bonds to three portfolios: a 100% bond portfolio, a 30% global equity/70% bond portfolio and a 60% global equity/40% bond portfolio. The downward-

sloping direction of all of the 100% bond portfolio lines shows that relative to any of the local bond markets we analysed, adding more hedged global bonds tended to lower portfolio volatility, although the level of volatility reduction increased at a decreasing rate as the allocation approached its market capitalisation weight.

Although these levels of volatility reduction are modest in absolute terms, they are significant on a relative basis, given that the volatility of investment-grade bonds is typically below 5%. Volatility reduction was also achieved in the two balanced equity/bond portfolios, although the level of risk reduction was lower, as the dominant source of volatility in those portfolios was equity market risk (as discussed previously). More important, overweighting any of the local bond markets included in our analysis was not rewarded with significantly lower levels of portfolio volatility.

FIGURE 13.

**Volatility reduction benefits of a more global hedged fixed income allocation**



**Notes:** Data are monthly returns from 1 January 2000 to 31 March 2023. Portfolios consist of an allocation to global equity, local bonds, and global ex-home currency bonds. Global equities are represented by the MSCI All Country World Index, unhedged, in the corresponding currency. Local market bonds are represented by the Bloomberg U.S. Aggregate Index in USD for the United States, Citigroup Canadian WGBI in CAD to 31 August 2002, with the Bloomberg Canada Aggregate Index in CAD thereafter for Canada, Bloomberg Sterling Aggregate Index in GBP for the United Kingdom, Bloomberg Euro Aggregate Index in EUR for the Euro area, and Bloomberg Ausbond Composite 0+ Year Index in AUD for Australia. Global ex-home currency bonds represented by the Bloomberg Global Aggregate ex-USD hedged in USD for the United States, Citigroup WGBI ex-CAD hedged in CAD until 31 July 2000, with Bloomberg Global Aggregate ex-CAD hedged in CAD thereafter for Canada, Bloomberg Global Aggregate ex-GBP hedged in GBP for the United Kingdom, Bloomberg Global Aggregate ex-EUR hedged in EUR for the Euro area, and Citigroup WGBI ex-AUD hedged in AUD until 31 December 2001, with Bloomberg Global Aggregate ex-AUD hedged in AUD thereafter for Australia.

**Sources:** Bloomberg and Citigroup.

**Conclusion**

Across the markets we included in our analysis, we found that including an allocation to global bonds significantly expanded a portfolio’s opportunity set and diversification potential without necessarily decreasing its total return. However, with global bonds comes additional exposure to currency movements that have the potential to change a portfolio’s risk and return characteristics. Therefore, we believe that hedging the currency is necessary to reap the true diversification benefits of a global bond investment.

When sizing an investment in hedged global bonds, investors should carefully weigh the trade-offs among several factors, including risk reduction, the total costs of implementation and their views on the future path of their local currency relative to a basket of global currencies. Based on our analysis, we believe that investors from all of the markets we examined should consider adding hedged global bonds to their existing diversified portfolios. Although a case can be made to allocate the entire fixed income sleeve of a portfolio to hedged global bonds, diversification benefits can also be achieved at less than fully market-proportional allocations.

## References

- Bosse, Paul M., and Kimberly A. Stockton, 2015. *International Bonds—The Next LDI Bond Choice?* Valley Forge, Pa.: The Vanguard Group.
- LaBarge, Karin Peterson, 2010. *Currency Management: Considerations for the Equity Hedging Decision*. Valley Forge, Pa.: The Vanguard Group.
- LaBarge, Karin Peterson, Charles Thomas, Frank Polanco and Todd Schlanger, 2014. *To Hedge or Not to Hedge? Evaluating Currency Exposure in Global Equity Portfolios*. Valley Forge, Pa.: The Vanguard Group.
- Lemco, Jonathan, Roger Aliaga-Díaz and Charles J. Thomas, 2010. *What's Next for the Eurozone?* Valley Forge, Pa.: The Vanguard Group.
- Mark, Nelson C., 1995. Exchange Rates and Fundamentals: Evidence on Long-Horizon Predictability. *American Economic Review* 85(1): 201–18.
- Meese, Richard A., and Kenneth S. Rogoff, 1983. Empirical Exchange Rate Models of the Seventies: Do They Fit Out of Sample? *Journal of International Economics* 14: 3–24.
- Meredith, Guy, and Menzie D. Chinn, 1998. *Long-Horizon Uncovered Interest Rate Parity*. NBER Working Paper 6797. Cambridge, Mass.: National Bureau of Economic Research.
- Perold, André F., and Evan C. Schulman, 1988. The Free Lunch in Currency Hedging: Implications for Investment Policy and Performance Standards. *Financial Analysts Journal* 44(3): 45–50.
- Philips, Christopher B., 2014. *Global Equities: Balancing Home Bias and Diversification*. Valley Forge, Pa.: The Vanguard Group.
- Philips, Christopher B., Francis M. Kinniry Jr., David J. Walker, and Charles J. Thomas, 2011. *A Review of Alternative Approaches to Equity Indexing*. Valley Forge, Pa.: The Vanguard Group.
- Philips, Christopher B., Joseph Davis, Andrew J. Patterson, and Charles J. Thomas, 2012. *Global Fixed Income: Considerations for U.S. Investors*. Valley Forge, Pa.: The Vanguard Group.
- Philips, Christopher B., Francis M. Kinniry Jr., and Scott J. Donaldson, 2012. *The Role of Home Bias in Global Asset Allocation Decisions*. Valley Forge, Pa.: The Vanguard Group.
- Philips, Christopher B., Joanne Yoon, Michael A. DiJoseph, Ravi G. Tolani, Scott J. Donaldson, and Todd Schlanger, 2013. *Emerging Market Bonds: Beyond the Headlines*. Valley Forge, Pa.: The Vanguard Group.
- Roberts, Daren R., Paul M. Bosse, Scott J. Donaldson and Matthew C. Tufano, 2018. *The Portfolio Currency-Hedging Decision, by Objective and Block by Block*. Valley Forge, Pa.: The Vanguard Group.
- Solnik, Bruno, 1974. An Equilibrium Model of the International Capital Market. *Journal of Economic Theory* 8(4): 500–524.
- Stockton, Kimberly A., Scott J. Donaldson and Anatoly Shtekhman, 2008. *Liability-Driven Investing: A Tool for Managing Pension Plan Funding Volatility*. Valley Forge, Pa.: The Vanguard Group.
- Thomas, Charles J., and Donald G. Bennyhoff, 2012. *A Review of Alternative Approaches to Fixed Income Indexing*. Valley Forge, Pa.: The Vanguard Group.
- Thomas, Charles J., and Paul M. Bosse, 2014. *Understanding the 'Hedge Return': The Impact of Currency Hedging in Foreign Bonds*. Valley Forge, Pa.: The Vanguard Group.
- Wallick, Daniel W., Roger Aliaga-Díaz and Joseph Davis, 2009. *Vanguard Capital Markets Model*. Valley Forge, Pa.: The Vanguard Group.

## Connect with Vanguard®

global.vanguard.com

### Investment risk information

The value of investments, and the income from them, may fall or rise and investors may get back less than they invested.

Past performance is not a reliable indicator of future results.

Performance may be calculated in a currency that differs from the base currency of the fund. As a result, returns may decrease or increase due to currency fluctuations.

Funds investing in fixed interest securities carry the risk of default on repayment and erosion of the capital value of your investment and the level of income may fluctuate. Movements in interest rates are likely to affect the capital value of fixed interest securities. Corporate bonds may provide higher yields but as such may carry greater credit risk increasing the risk of default on repayment and erosion of the capital value of your investment. The level of income may fluctuate and movements in interest rates are likely to affect the capital value of bonds.

### Important information

**For professional investors only (as defined under the MiFID II Directive) investing for their own account (including management companies (fund of funds) and professional clients investing on behalf of their discretionary clients). Not to be distributed to the public.**

The information contained in this document is not to be regarded as an offer to buy or sell or the solicitation of any offer to buy or sell securities in any jurisdiction where such an offer or solicitation is against the law, or to anyone to whom it is unlawful to make such an offer or solicitation, or if the person making the offer or solicitation is not qualified to do so. The information in this document does not constitute legal, tax, or investment advice. You must not, therefore, rely on the content of this document when making any investment decisions.

The information contained in this document is for educational purposes only and is not a recommendation or solicitation to buy or sell investments.

Issued in EEA by Vanguard Group (Ireland) Limited which is regulated in Ireland by the Central Bank of Ireland.

Issued in Switzerland by Vanguard Investments Switzerland GmbH.

Issued by Vanguard Asset Management, Limited which is authorised and regulated in the UK by the Financial Conduct Authority.

© 2023 Vanguard Group (Ireland) Limited. All rights reserved.

© 2023 Vanguard Investments Switzerland GmbH. All rights reserved.

© 2023 Vanguard Asset Management, Limited. All rights reserved.

**Vanguard®**

ISGGLBD\_052023